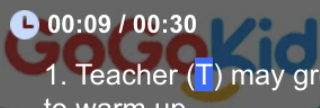
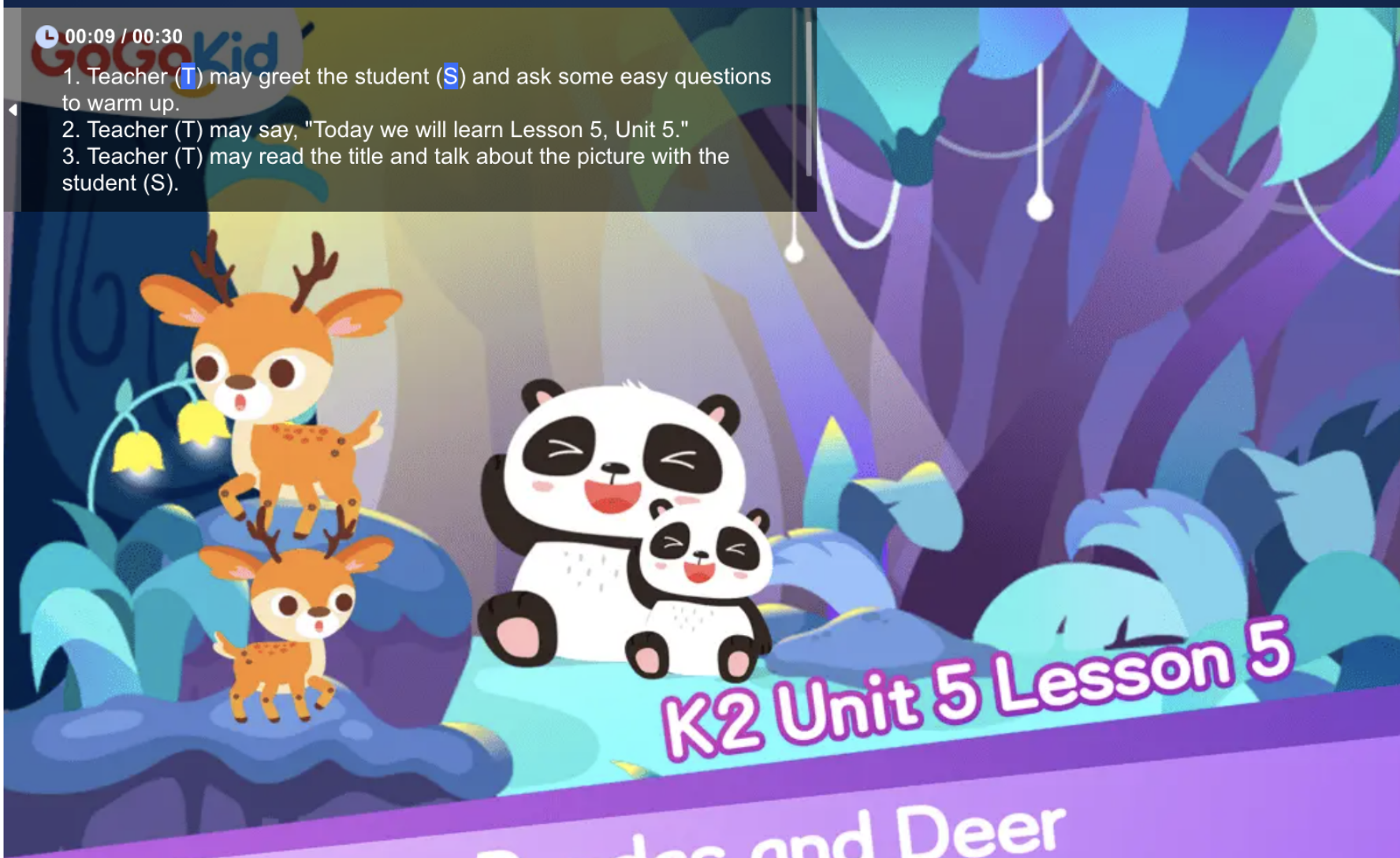


00:09 / 00:30



1. Teacher (T) may greet the student (S) and ask some easy questions to warm up.
2. Teacher (T) may say, "Today we will learn Lesson 5, Unit 5."
3. Teacher (T) may read the title and talk about the picture with the student (S).




K2 Unit 5 Lesson 5

Pandas and Deer

- Communication
- Connections
- Cultures

GOGOKID originated from ByteDance, is in great need of teachers.



Step1 – A Little bit About GOGOKID



Originated from ByteDance



Please introduce yourself.




Step2 – A Little Bit About You

Please introduce yourself – 1 min

- Your full name, your residential address, your time zone
- Educational background, type of ESL certificate you hold
- Online and offline teaching experience





Step3 – Share Your Expectations




Your Expectations – 1 min

- Hours expected to teach monthly
- Expected pay per month

00:01 / 01:00

Please check the reminders before teaching the demo.



Step4 – Demo

Teach the following slides and show how great you are – 5 mins

1. Prepare multiple props ahead of time
2. Ensure your environment and class background are non-distracting & conducive to learning
3. Ensure your audio, video & internet speed are of high quality
4. Ensure lighting is balanced to show your teaching and background decorations
5. Be aware that you're teaching kids at beginning level, smiling and being encouraging is super important

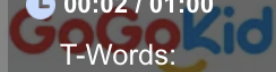


00:06 / 01:00
GoGoKid
T-Words:
1. T may click the slide to show the panda and ask, "What is this."
2. T may click the slide to reveal the word and practice pronunciation with S.
Extension:

panda



00:02 / 01:00



T-Words:

- 1. T may click the slide to show the deer and ask, "What is this?"
- 2. T may click the slide to reveal the word and practice pronunciation with S.

Extension:

deer



T-Sentences:

- 1. T may ask, "Who is this?"
- 2. T may ask S to listen to the audio.
- 3. T may click the slide and say, "Let's watch the puppet show together!"

Can you see a panda?

Yes, I can.




Small Talk (slide 1-2):

- 1. S repeats after the audio.
- 2. T may click the slide to reveal the answer.
- 3. T may explain the meaning if needed.
- 4. Repeat steps 1 to 3 for the next two sentences.

Let's Talk

Can you see a deer?

No, I cannot.



- Small Talk (slide 1-2):
1. S repeats after the audio.
 2. T may explain the meaning if needed.
 3. Repeat steps 1 and 2 for another sentence.
 4. S reads the dialogue independently if time allows.

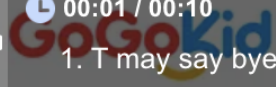
Let's Talk

I like its eyes.

I like its ears.



00:01 / 00:10



1. T may say bye-bye to S.

Bye!

Bye!

Bye!

Bye!

